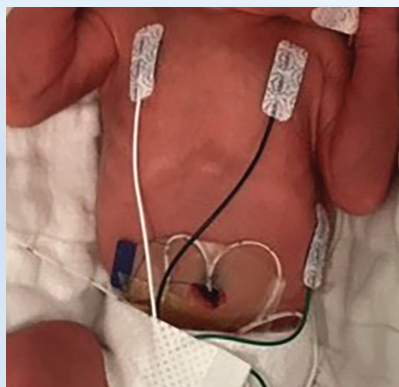
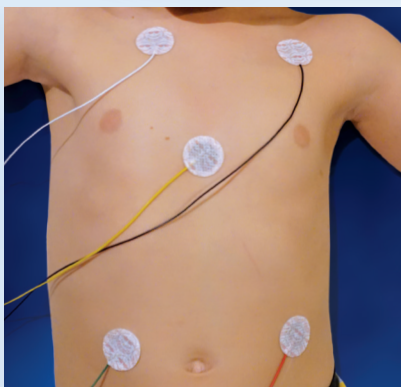



Radiolucent NeoLead[®]

ECG ELECTRODES



FEATURES & BENEFITS

- Pre-wired electrodes are nearly invisible on x-rays
- Hydrogel center
- NeoBond[®] Hydrocolloid border designed to:
 - prevent hydrogel from oozing or drying prematurely
 - provide sensor stability for better tracings
 - minimize slipping
- Multi-colored wires for easier identification
- N305 set of three leads
- N315 set of five leads for two channel, continuous monitoring
- Not made with natural rubber latex or plasticizer DEHP
- Sets of leads individually packaged

Micro NeoLead[®]

- Pre-wired electrodes are nearly invisible on x-rays
- Hydrogel center
- NeoBond[®] Hydrocolloid ends designed to:
 - provide sensor stability for better tracings
 - minimize slipping
 - reduce need for band or strap
- Multi-colored wires for easier identification
- Not made with natural rubber latex or plasticizer DEHP
- Sets of three individually packaged

CAT. #	ITEM	SIZE	QTY/UNIT
N305	Radiolucent	1" Circle	20 sets/box
N306	Micro	1" x 3/8"	20 sets/box
N315	Pediatric	1" Circle	20 sets/box

U.S. Patent #6,795,722; #8,798,709



Radiolucent NeoLead®

ECG ELECTRODES

INDICATIONS FOR USE

The Radiolucent NeoLead and Micro NeoLead ECG Electrodes are intended for electrocardiogram (ECG) monitoring. They are intended for use on pediatric (neonates, infants and children) patients.

DIRECTIONS FOR USE

Preparation

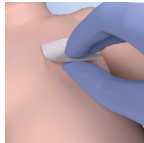
Clean and dry skin per hospital protocol.

Note: It is important for skin to be as clean and dry as possible. Electrodes will not adhere properly to moist skin or hair. Oils and lotions will also adversely affect adhesion.

DO NOT USE ALCOHOL.

Application

- 1 Before removing plastic liner, hydrocolloid adhesive must be actively warmed. Warming techniques include: hold between the palms of your hands for at least 60 seconds, hold near a radiant warmer for 10-15 seconds, or hold against a chemical heel warmer for 10-15 seconds.



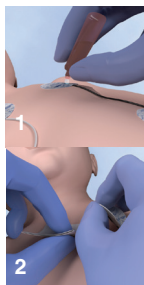
- 2 One at a time, peel each lead from plastic liner, place the lead on the skin, and hold in place for 60 seconds to ensure proper adhesion.

Discard the plastic liner.



Removal

- 1 Replace NeoLead every 5 days or per hospital protocol, whichever is sooner.
- 2 Saturate the lead with water or saline.
- 3 Slowly peel the lead away from the skin as you swab the skin with water or saline.



GENERAL INFORMATION

Product Materials

Electrode: Carbon, silver silver chloride, hydrogel, NeoBond Hydrocolloid, non-woven fabric
Wire: Carbon, polypropylene
This product is not made with natural rubber latex or plasticizer DEHP.

Size

N305, N315
Diameter: 26 mm
Wire length: 61 cm

N306
Electrode width: 25 mm
Electrode height: 10 mm
Wire length: 61 cm

Packaging

Sets individually packaged: Yes
Package type: Pouch
Dispenser box: Yes

Visit neotechproducts.com for the most up-to-date information.

Pouches are made from paper, polyethylene and foil. Boxes are printed with environmentally friendly ink on recyclable material.

CAUTIONS & WARNINGS

Federal law restricts this device to sale by or on the order of a physician.

Radiolucent NeoLead and Micro NeoLead ECG Electrodes should only be used while patient is under continuous direct supervision of healthcare professionals.

Electrodes will not adhere properly to moist skin or hair. Oils and lotions will adversely affect adhesion.

Do not use alcohol to clean skin prior to application.

Do not use Radiolucent NeoLead (N305, N306, N315) during MR procedures.

Discontinue immediately if skin irritation occurs.

Disposable. Do not reuse.

Single patient use only.



For more information or to order your **FREE** sample call
1-800-966-0500 or visit **neotechproducts.com**

Neotech Products LLC • 28430 Witherspoon Pkwy, Valencia, CA 91355

©2022 Neotech Products LLC. Product configuration is a trademark owned by and exclusively associated with Neotech.



M598 Rev G